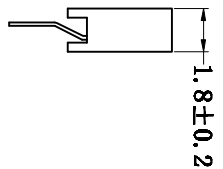
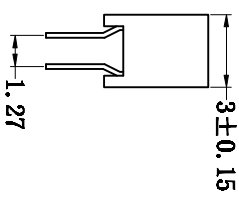
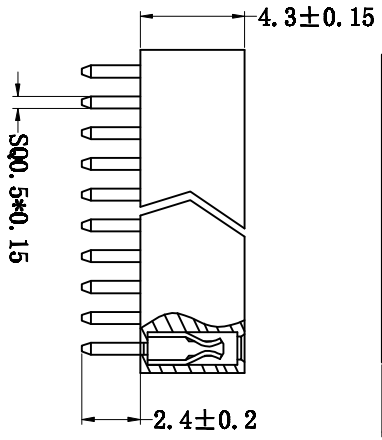
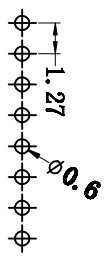
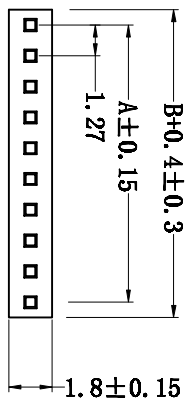
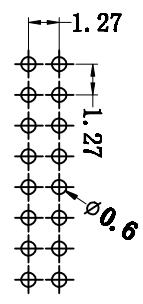
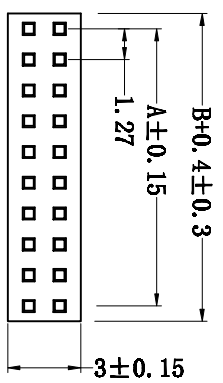


1 2 3 4 5 6 7 8 9



SPECIFICATIONS
 Current Rating: 3amps
 Insulation Resistance: 1000MΩ min
 Withstanding Voltage: 1000VAC
 Contact Resistance: 20mΩ max
 Operating Temperature: -40° C to+105° C
 Standard: PBT
 Contact Material: Brass
 Contact Plating: Au or Sn Over Ni
 Max. Processing Temp: 180° C for 30-60second
 (200° C for 10second)

Code Description

- CH-127-FH-2-XX-43-S-U-XXY-A**
 (1) Pin Spacing: 127=1.27mm
 (2) Product Name: FH=Female Header
 (3) No. of Rows: 1=Single 2=Dual Row
 (4) No. of Pins Per Row: 3-40
 (5) Insulator Material Height: 43=4.3mm; 34=3.4mm
 (6) Contact Type: S=Straight; R=Right/Left/Angle; K=SMT
 (7) Terminal Type: U=U Type, Y=Y Type
 (8) Contact Plating: SN=Tin; XXY=12Y, 14Y, 18Y, 20Y, 25Y, 30Y, 35Y; SO=Gold Flash/Tin
 (9) Insulator Material Option:
 A=BK-PBT; B=BK-PA6T; C=BK-PA46; D=BK-LCP; S=Special

慈溪慈惠电子元件厂

Cixi CiHui Electronic Components Factory

UNLESS OTHERWISE SPECIFIED TOLERANCE

X	: ±0.3	X°	: ±5°
X.X	: ±0.2	X.X°	: ±1°
X.XX	: ±0.2	X.XX°	: ±0.5°

DRAWN NAME: CH-127-FH-X-XX-43-S-U-XXY-A

SIZE	A4	SCALE	N:1	PRODUCT	
REV	A	UNIT	mm	PROJECT	
				PAGE	1/1

CHECKED	LJU	DATE	05/28	CHECKED		DATE	/
---------	-----	------	-------	---------	--	------	---

No. of	DIN. A	DIN. B	No. of	DIN. A	DIN. B	No. of	DIN. A	DIN. B	No. of	DIN. A	DIN. B
1	—	—	11	12.70	13.97	21	25.40	26.67	31	38.1	39.37
2	1.27	2.54	12	13.97	15.24	22	26.67	27.94	32	39.37	40.64
3	2.54	3.81	13	15.24	16.51	23	27.94	29.21	33	40.64	41.91
4	3.81	5.08	14	16.51	17.78	24	29.21	30.48	34	41.91	43.18
5	5.08	6.35	15	17.78	19.05	25	30.48	31.75	35	43.18	44.45
6	6.35	7.62	16	19.05	20.32	26	31.75	33.02	36	44.45	45.72
7	7.62	8.89	17	20.32	21.59	27	33.02	34.29	37	45.72	46.99
8	8.89	10.16	18	21.59	22.86	28	34.29	35.56	38	46.99	48.26
9	10.16	11.43	19	22.86	24.13	29	35.56	36.83	39	48.26	49.53
10	11.43	12.70	20	24.13	25.40	30	36.83	38.10	40	49.53	50.80